



AVCA PHENOM

GRAD ANALYSIS

2018-2022 HIGH SCHOOL GRADUATES

The right side of the page features several overlapping pink geometric shapes, including triangles and a large diamond-like shape, creating a modern, abstract design.

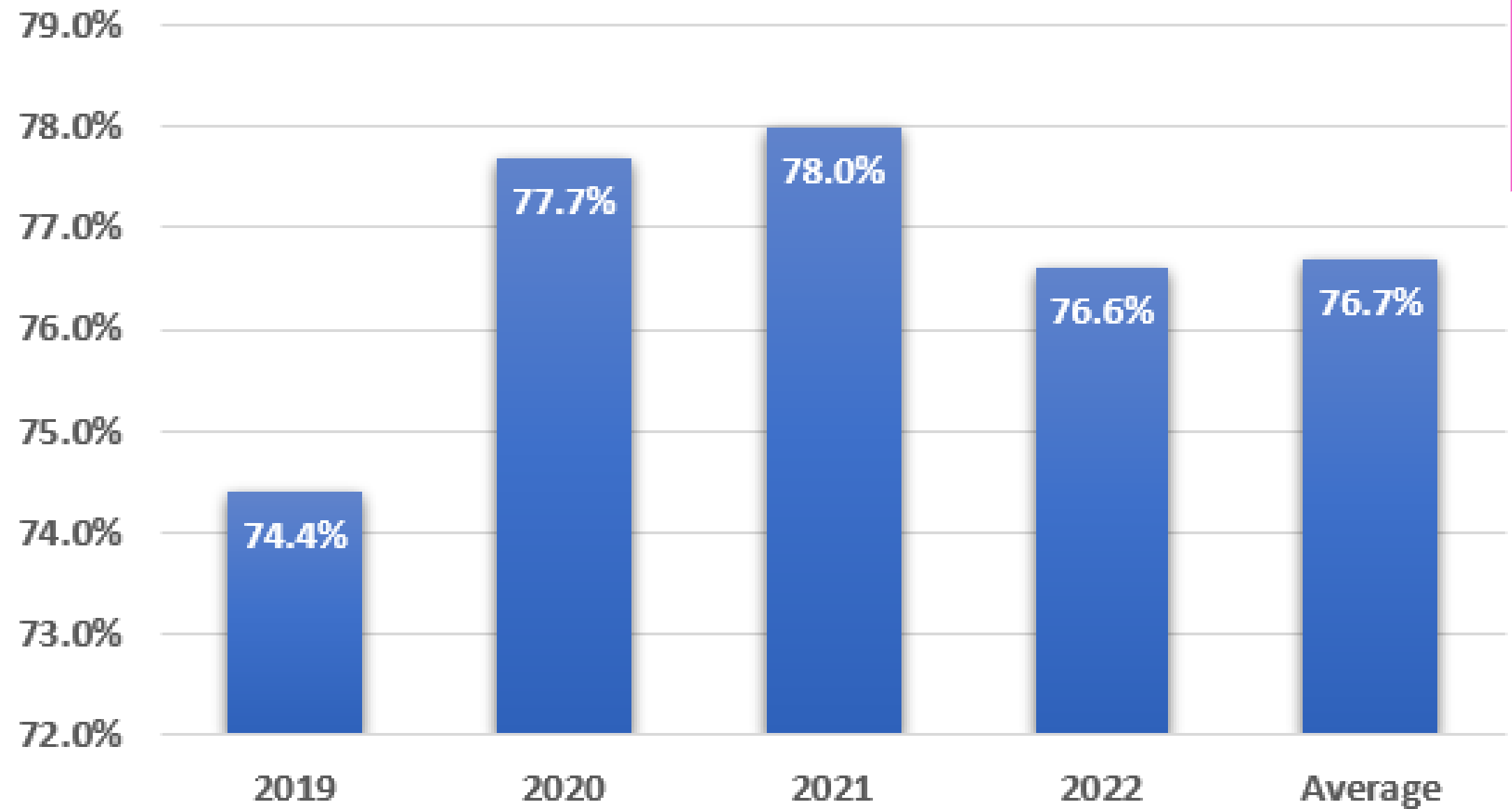
Since 2012, the AVCA has hosted the AVCA Phenom College Prep Program in conjunction with the Women's NCAA DI National Championship. The AVCA Phenom Program identifies and showcases many of the top players in the nation, with the assistance and input of AVCA member high school and club coaches. Players are invited to participate based on their inclusion on the AVCA Phenom Watchlist or AVCA All-America Watchlist.

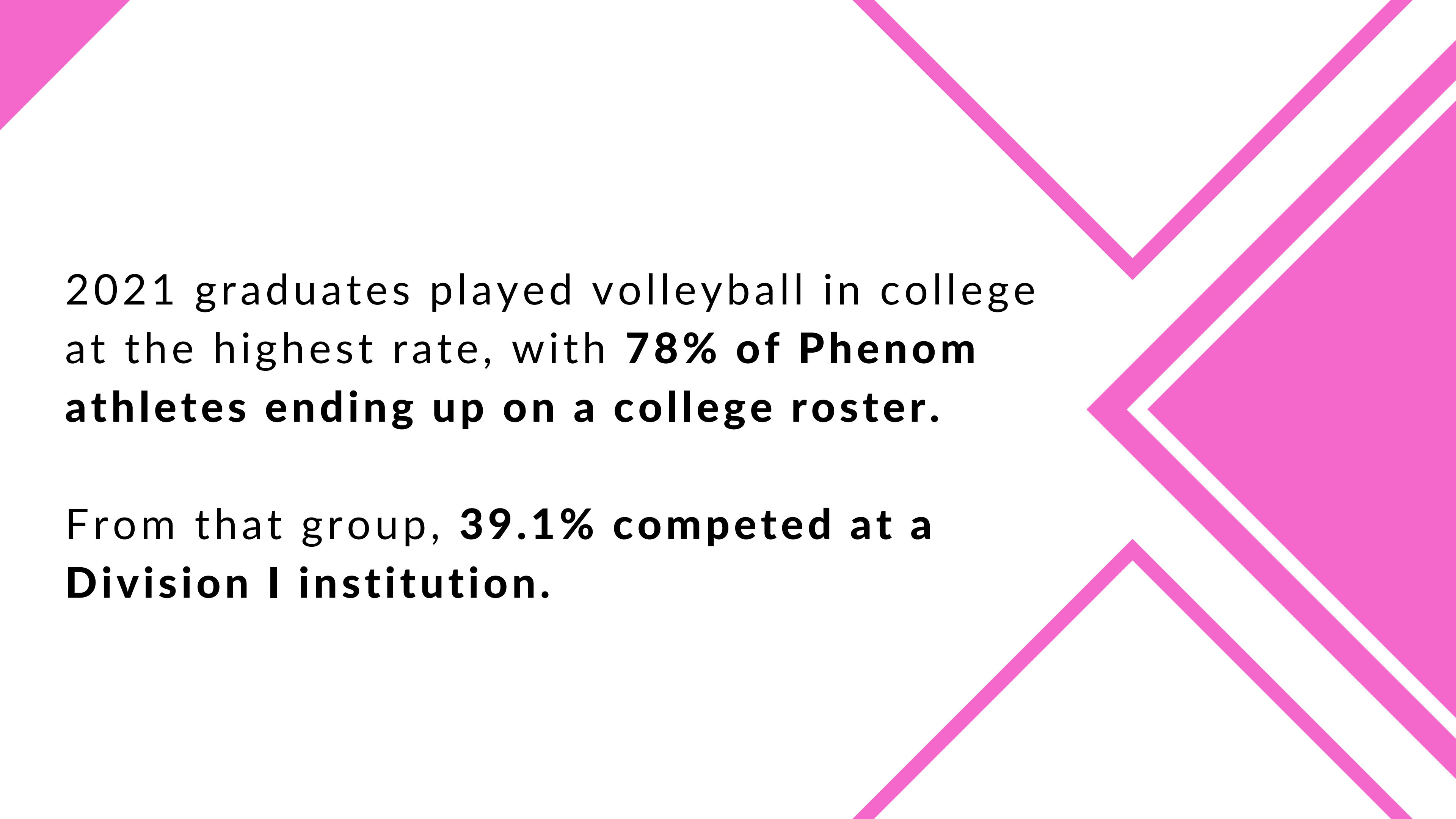
The right side of the slide features several overlapping pink geometric shapes. There is a large pink triangle pointing right, a smaller pink triangle pointing left, and several pink lines forming a zig-zag pattern. The text is positioned to the left of these shapes.

The statistics within are based on 1,378 Phenom participants that graduated high school between 2018 and 2022.

Over the last four years, **76.7%** of **Phenom athletes** have gone on to play volleyball in college.

Played Volleyball In College



The right side of the page features several overlapping pink geometric shapes, including triangles and a large diamond, creating a modern, abstract background.

2021 graduates played volleyball in college at the highest rate, with **78% of Phenom athletes ending up on a college roster.**

From that group, **39.1% competed at a Division I institution.**

The largest group of athletes tested over the last four years was the 2020 grad class.

From that group, **313 of the 403 athletes played volleyball in college.**

Division	NCAA DI	NCAA DII	NCAA DIII	NAIA	TYC	International	CCCAA	NCCAA	Played Other Sports	Could Not Find	Total
2019	97	50	26	11	7	1	0	0	0	66	258
2020	134	67	51	37	20	3	0	1	10	80	403
2021	155	56	43	32	19	4	1	0	12	74	396
2022	136	52	40	13	7	2	1	0	5	70	321
Total											1378

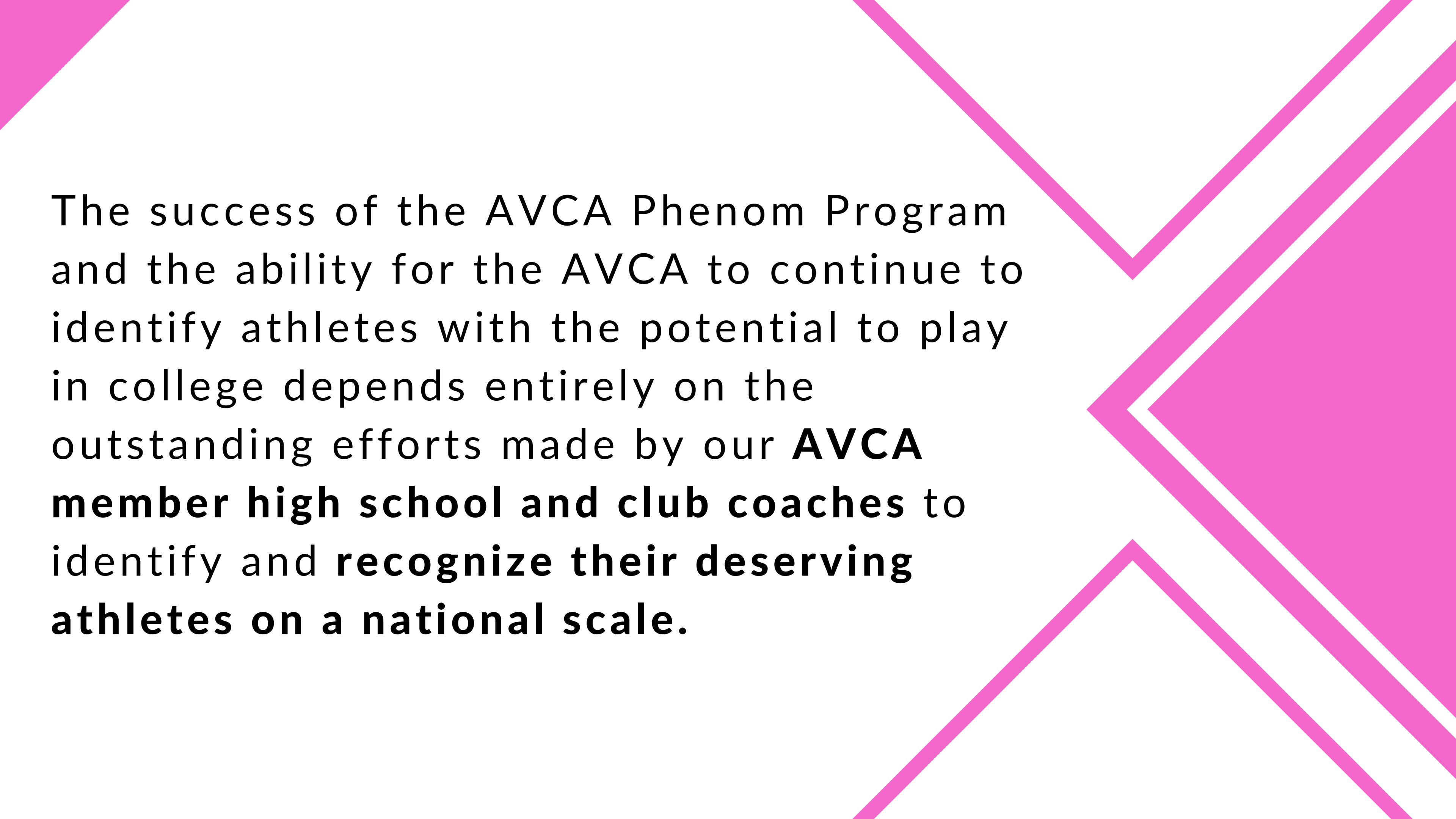
*International refers to the Canadian Collegiate Athletic Association

Division	NCAA DI	NCAA DII	NCAA DIII	NAIA	TYC	International	CCCAA	NCCAA	Played Other Sports	Could Not Find
2019	37.6%	19.4%	10.1%	4.3%	2.7%	0.4%	0.0%	0.0%	0.0%	25.6%
2020	33.3%	16.6%	12.7%	9.2%	5.0%	0.7%	0.0%	0.2%	2.5%	19.9%
2021	39.1%	14.1%	10.9%	8.1%	4.8%	1.0%	0.3%	0.0%	3.0%	18.7%
2022	42.4%	16.2%	12.5%	4.0%	2.2%	0.6%	0.3%	0.0%	1.6%	21.8%
Average	38.1%	16.6%	11.5%	6.4%	3.7%	0.7%	0.1%	0.1%	1.8%	21.5%

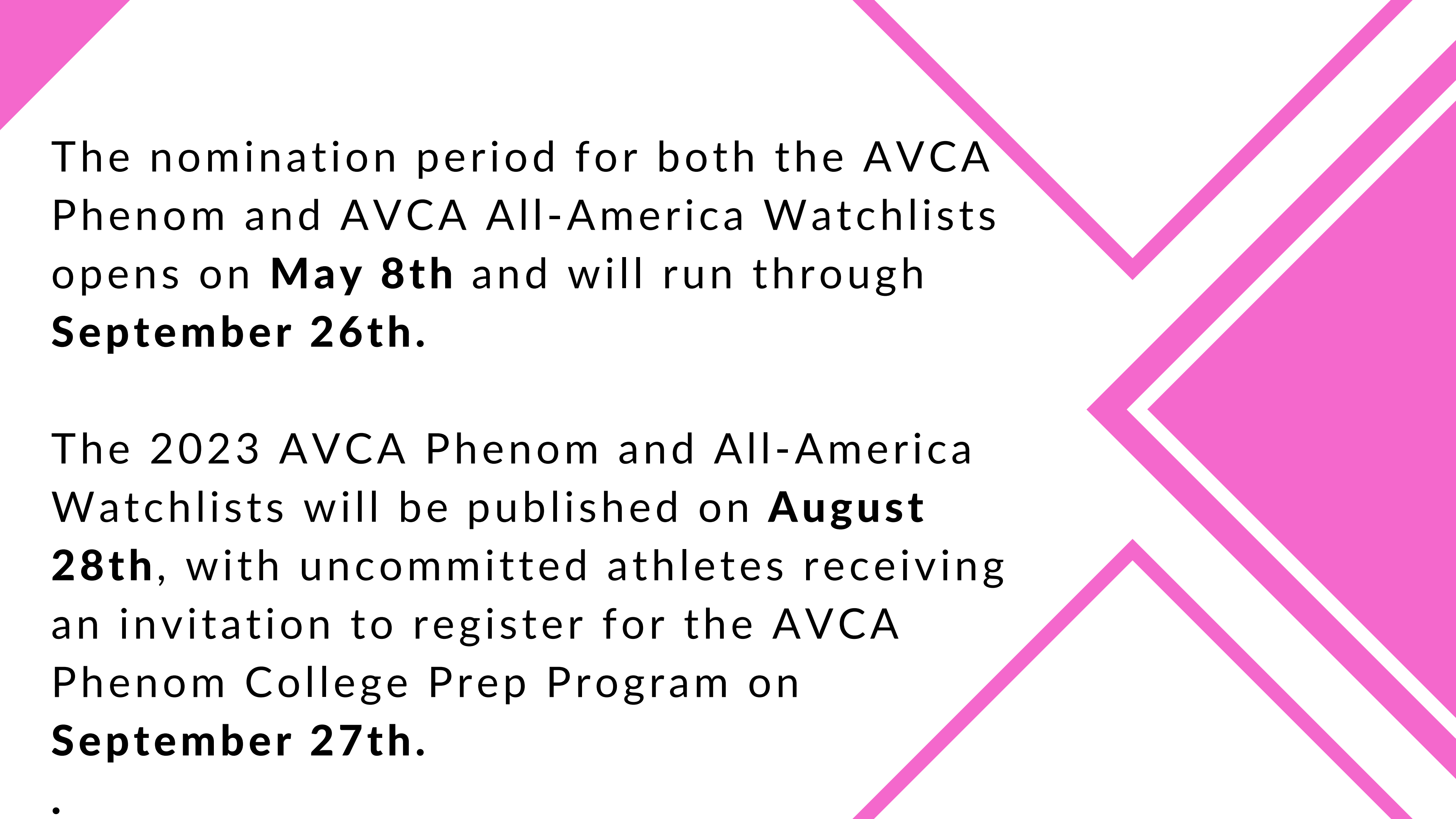
*International refers to the Canadian Collegiate Athletic Association

The percentage of players taking part in each collegiate division was largely unaffected by the changes to NCAA recruiting and legislature from 2020-22.

The percentage of players attending **NCAA DI** institutions has actually **increased between 2019 and 2022**.

The background features several large, overlapping pink geometric shapes on the right side, including triangles and a large arrow-like shape pointing left. The text is positioned on the left side of the page.

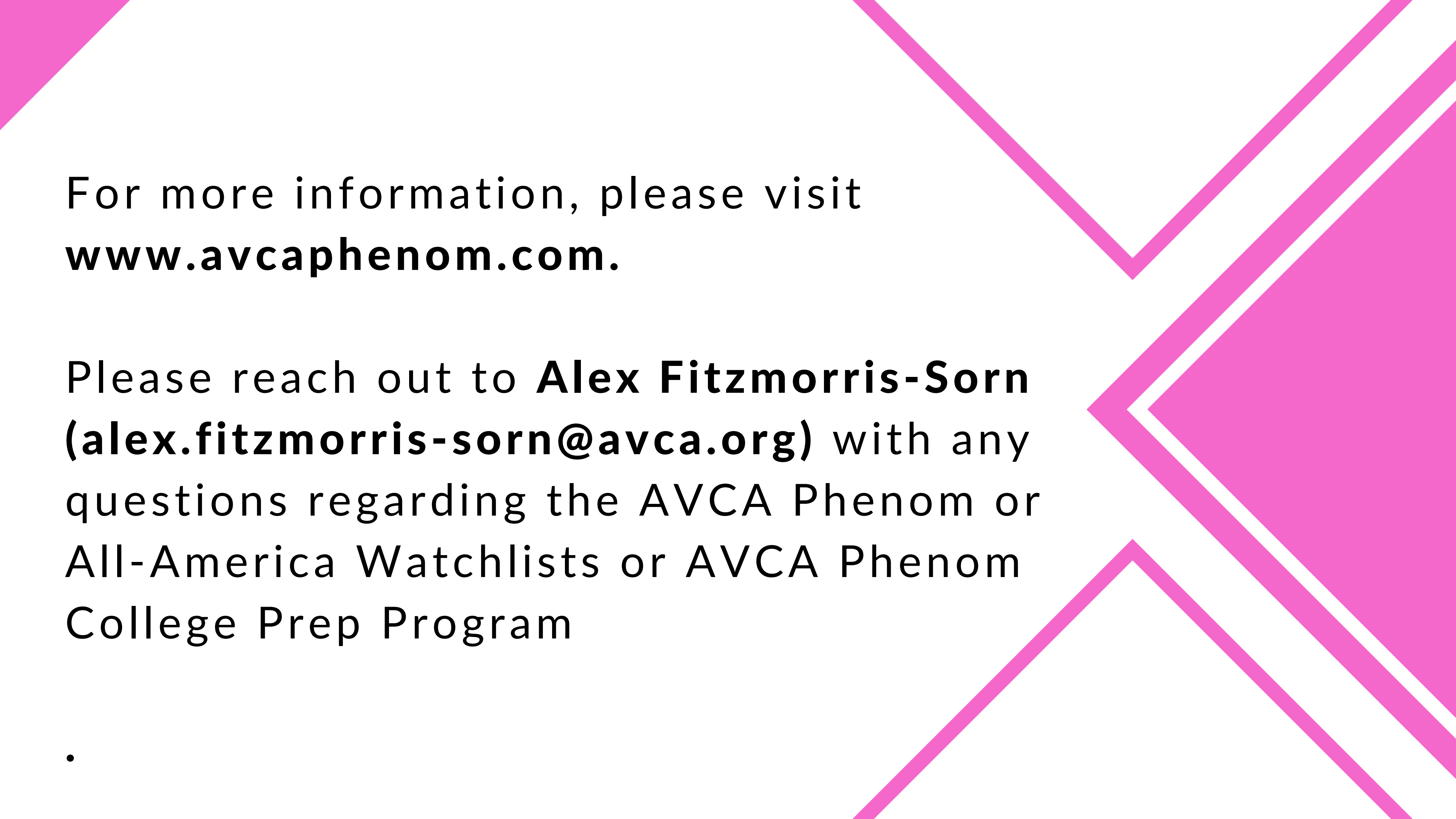
The success of the AVCA Phenom Program and the ability for the AVCA to continue to identify athletes with the potential to play in college depends entirely on the outstanding efforts made by our **AVCA member high school and club coaches** to identify and **recognize their deserving athletes on a national scale.**



The nomination period for both the AVCA Phenom and AVCA All-America Watchlists opens on **May 8th** and will run through **September 26th**.

The 2023 AVCA Phenom and All-America Watchlists will be published on **August 28th**, with uncommitted athletes receiving an invitation to register for the AVCA Phenom College Prep Program on **September 27th**.

.



For more information, please visit
www.avcaphenom.com.

Please reach out to **Alex Fitzmorris-Sorn**
(alex.fitzmorris-sorn@avca.org) with any
questions regarding the AVCA Phenom or
All-America Watchlists or AVCA Phenom
College Prep Program

.